

Biosecurity – It starts with people

Dr Rob Rahaley
Chief Veterinary Officer
Biosecurity SA



Government
of South Australia



The EI Experience

- Movement restrictions
 - Time to assess the extent of the problem
- Cancellation of events
 - Prevent further spread
- Resumption with an appropriate *biosecurity plan* in place



EQUINE INFLUENZA

Conditions of Entry

- Do not enter this property if you have had contact with horses or donkeys within the last 72 hours.
- Do not make contact with horses or donkeys on this property.
- If you have consent to enter the property, ensure that your hands, arms, hair and clothing, vehicle and any equipment you have is clean and disinfected, especially if it has been in the vicinity of any horses or donkeys.

Equine influenza is a highly contagious disease of horses and donkeys and can be easily spread by people, equipment and vehicles. Please help keep our animals free of this disease by complying with the above.

Equine Influenza Hotline 1800 234 002
www.outbreak.gov.au




What is "Biosecurity"?

- Protecting yourself and your horses from pests and diseases



Exposure to pests and diseases



Biosecurity

- Risk mitigation
- Cannot have zero risk
- Prevention + Preparedness
 - Prevent disease occurring
 - Be prepared to respond if it does
- Higher risk = more effort to mitigate




What can you do?

- Horse owners:
 - Minimise the risk to you and your horses
 - Minimise the risk to other horses
- Event organisers:
 - Have a Biosecurity Plan:
 - Prevent disease entering your event
 - Prevent spread of disease at your event
 - Include a contingency plan in case something goes wrong



How hard is it?



Things to consider

- How do you handle the introduction of new horses?
 - Parasites/diseases
- What are the rules for people who visit your stables?
 - Vets, farriers, other horse owners, public
 - How easy is it for people to access your horses?
- What are your rules for the stables you visit?
- What do you do on return from an event or another stable?



Simple things = big difference

- Wash your hands regularly
- Quarantine new horses
 - Drench for parasites
 - Monitor temperature
- Have separate feed and water containers
- Seek prompt veterinary attention for sick horses
- Restrict visitors to your stable
- Insist visitors have clean boots and clothes
- Clean your clothes/boots after visiting other horses
- Keep your float clean
- Handle sick horses last
- Keep good records




Event biosecurity plan

-  Horses and other livestock
-  Vehicles, equipment, feed and bedding
-  People
-  Venue design
-  Venue management
-  Record keeping
-  Training of venue staff and volunteers
-  Information



Keeping disease out

- Where have the horses and competitors come from?
 - Do you have good attendance records?
- Who has been in contact with them prior to the event?
- Are the horses healthy on arrival?
 - Temperatures (records)
 - Competent inspection
- Do competitors have clean clothes and gear?
- Are floats clean and disinfected?
- Where are feed and water sourced from?
- Can you control who attends?



Prevent spread during the event



- Crowd/horse separation
- Minimal contact between competitors
- Separate water/feed containers
- No dogs
- Ensure participants must report suspicion of disease
- Consider what power do you have to enforce these requirements



Include a contingency plan

- Standstill
 - Horses stay where they are until situation is clear (2 – 6 days)

- Quarantine
 - Horses, vehicles and people are held until situation is assess
 - People and vehicles disinfected off property
 - Horse remain (up to 6 weeks)



Your responsibilities

- Inform participants
- Security for area – ensure no unauthorised entry or exit
- Feed and water horses
- Provide facilities for carers
 - Toilets
 - Cooking
 - Washing
- Veterinary inspection of horses



Hendra virus

- Carried by Flying Foxes
- Fatal infection in horses and people
 - Not easy to catch
- Very vague signs in horses
 - Respiratory
 - Neurological
- Seek urgent veterinary attention
- Do not feed/water horses under trees with flying foxes



Be informed

- Information is power
 - Take training opportunities when you can
- Understanding and addressing the risks of pests and disease will reduce the impact on you and your horses
- Let's not forget the lessons of E!

